

SKYSHADE PORTSHADE

ORDER FORM

Reset Form:

Please Select: Order: or Quote:

Project Name _____
 Project Location _____
 Tel _____
 Mobile _____

Email _____
 Customer _____
 Address _____

 Date _____

SKYSHADE PORTSHADE											
1. Window ID	2. Location Number	3. Retail Size (Enter Retail Code)	4. Dimensions (Not Needed if Retail Size Selected)			5. Fabric	6. Hardware Colour	7. Hold Down Options	8. Fixings	9. Quantity	
			Overall	OR	Fabric						Fabric
			Width (Z)		Width (X) ²						Drop (Y) ³
						Solar White From Collection (Enter Fabric Code)	Silver Anodized White Beige	Mini Grip Toggle Pegs (Default)	Top Face		
						Solar White From Collection (Enter Fabric Code)	Silver Anodized White Beige	Mini Grip Toggle Pegs (Default)	Top Face		
						Solar White From Collection (Enter Fabric Code)	Silver Anodized White Beige	Mini Grip Toggle Pegs (Default)	Top Face		

Please see page 2 & 3 for assistance with completing this Order Form.

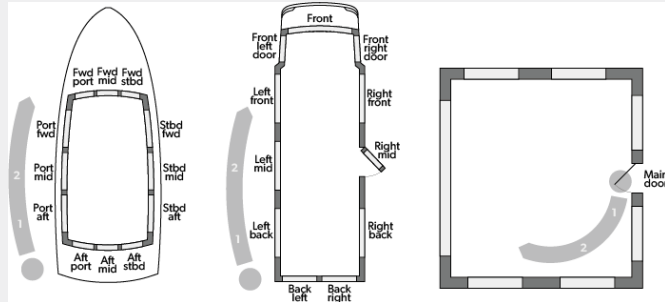
SKYSHADE PORTSHADE

ORDER FORM GUIDE

ORDER FORM INSTRUCTIONS

1. Window ID

Dometic number blinds using the following method to ID and name the windows (see below, Marine / RV / Commercial).



2. Location Number

The numbering system shown above, starting from bottom left / main door, can also be applied if clearer.

A photograph of the window recess submitted with the order is also helpful to ensure correct design and operation of the blind.

3. Retail Size

Enter the Retail Size code from the table on page 3 if you require a standard size blind.

4. Dimensions

If Retail Size is not required please enter Width & Drop (Y). Either enter overall width (Z) (hardware dimensions can be found on page 2), or fabric width (X) and hardware will be built around this.

Please provide **either** 'Z' or 'X' measurement.

5. Fabric

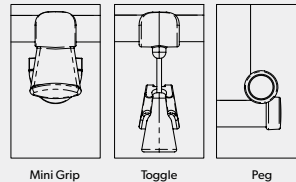
Standard fabric is Solar Shield White, for other fabrics see fabric collection and enter code. Maximum drop is 320mm (125/8") but can be dictated by the chosen fabric, confirm with Dometic if non-standard option is chosen.

6. Hardware Colour

Choose either Anodised Silver, Beige, or White hardware colour

7. Hold Down Options

Pegs are supplied as default when selecting Hold down options, they can be used in addition to the option chosen or for deploying the blind halfway.



Blinds over 800 mm (31^{1/2}") wide have two handles (All dimensions converted to the nearest ". If sizes are critical, please use metric measurements).

8. Fixings

Top Fix & Face Fix available, see diagrams below.



9. Quantity

Enter the Quantity Required if you need a number of identical blinds. If you need different options use a new line.

SKYSHADE PORTSHADE

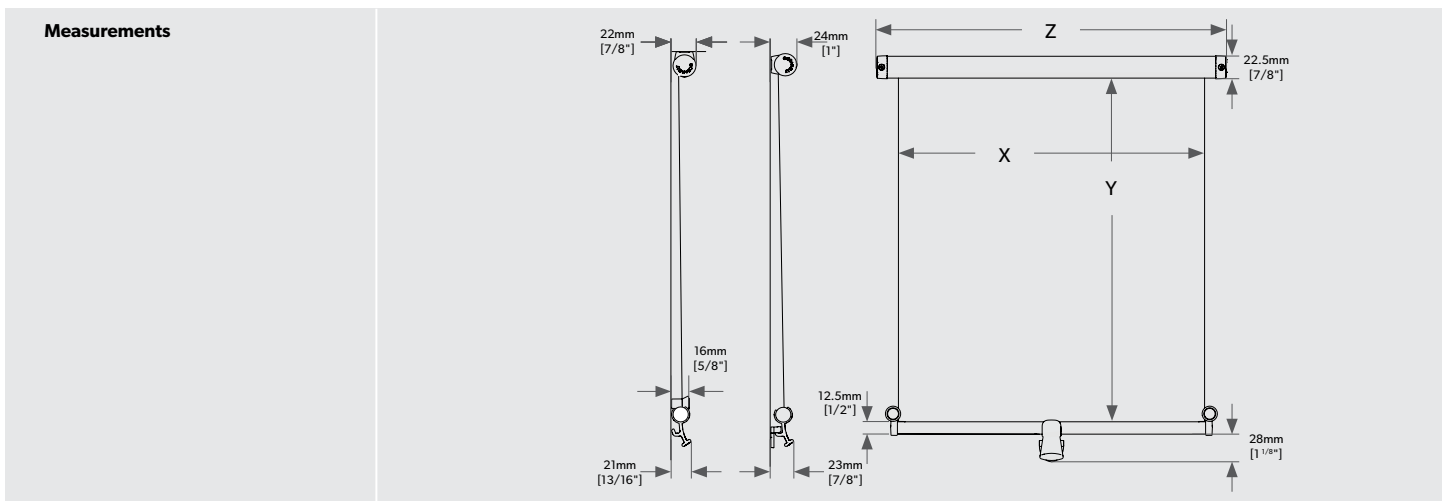
ORDER FORM GUIDE

SKYSHADE PORTSHADE TECHNICAL DATA

PRODUCT CODE: PSH



No. of Fabrics	1
Min Width (X)	200mm (7 ⁷ / ₈ "
Max Width (X)	1200mm (47 ¹ / ₄ "
Max Drop (Y)	320mm (12 ⁵ / ₈ "



RETAIL SIZES AND CODE

Retail Code	Width (X)	Drop (Y)
PSH-1	340mm (13 ³ / ₈ "	280mm (11")
PSH-2	380mm (14 ¹⁵ / ₁₆ "	280mm (11")
PSH-3	460mm (18 ¹ / ₈ "	320mm (12 ⁵ / ₈ "
PSH-4	660mm (26")	320mm (12 ⁵ / ₈ "
PSH-5	720mm (28 ³ / ₈ "	320mm (12 ⁵ / ₈ "