

# SKYSOL2 Shape 01 - Parallelogram

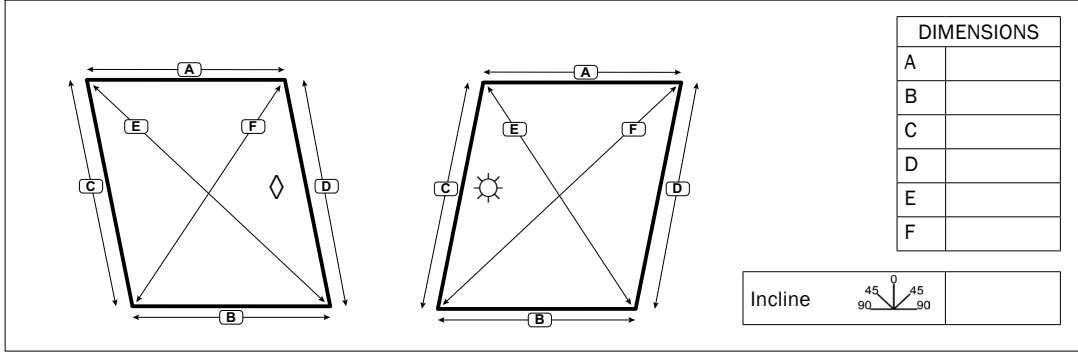
## Order Form and Product Guide

Customer \_\_\_\_\_  
 Address \_\_\_\_\_  
 \_\_\_\_\_

Tel \_\_\_\_\_  
 Mobile \_\_\_\_\_  
 Email \_\_\_\_\_

Order \_\_\_\_\_  
 Quote \_\_\_\_\_  
 Date \_\_\_\_\_  
 Project Name \_\_\_\_\_  
 Project Location \_\_\_\_\_

1	2	3	4	5	6	7	8	9	10		11		12	13
Blind No.	Window Location	Fabric	Blind or Recess	Hardware Colour	Blind Type	2 Bar or 3 Bar	3 Bar Cord Quick Tensioners <sup>1</sup>	Stack Position	Fixing position / Reference <sup>2,3</sup>		Manual control options		Powered options	Qty
									Top Of Blind	Bottom Of Blind	Pull Cord Position	Handle Type		
			Blind Recess	Beige White Graphite	AB (0° - 30°) DB (31° - 60°) PB (61° - 120°)  Enter precise incline in box below	2 Bar 3 Bar	Yes No  <b>Manual Blinds only</b>	Top Bottom	<b>Face fix</b> Manual - HR3 Powered - XL3	FR2C FP3 CD2 ND2	<b>Not available on this shape</b>	None Webbing <sup>3</sup> Plastic Articulating <sup>3</sup> Plastic Fixed <sup>3</sup> Metal Chrome Metal Nickel Clear (Control Rod)  Rod Length _____ Qty _____	<b>Motor Position</b> Top Bottom	
								<b>Recess fix</b> Manual - HR1 Powered - XL1	FR1 FP1 CD1 ND1	<b>Motor Wire exit point</b> Left Right Centre			<b>Controlled By</b> Switch constant Switch Momentary Somfy remote <sup>4</sup> Dometic remote <sup>4</sup>  Motor ID _____	



Motor ID	Description	Voltage
24	Somfy LW25-B83	24 V DC
LV25	Somfy LV25-B64	24 V DC
25SD1	Atlantic 12S Double End	12 V DC
25SD2	Atlantic 24S Double End	24 V DC

- Quick Tensioners are fitted to the guide wires on all 3 bar blinds. Quick Tensioners are optional on cords (for easier tensioning) however there might be some instances where they cannot be fitted, e.g. space restrictions.
  - See Manual Fixing Configurations on [page 2](#) and Powered Fixing Configurations on [page 3](#).
  - Colour matched to hardware colour.
  - Please fill in a Powered Accessories Custom Order Form.
- ◇ **Obtuse Edge Recess Deductions**  
 Powered 35mm [1 3/8"]  
 Manual 20mm [13/16"]
  - ⚙️ **Acute Edge Recess Deductions**  
 Powered 5mm [3/16"]  
 Manual 5mm [3/16"]

Additional requirements.

**Not for use with honeycomb fabric**

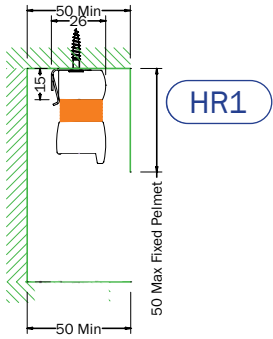


# SKYSOL2 Shape 01 - Parallelogram

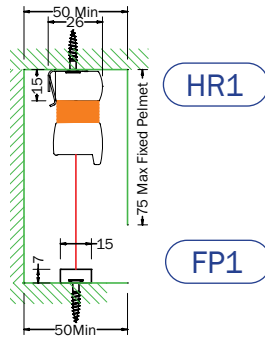
## Order Form and Product Guide

### Manual Fixing Configurations

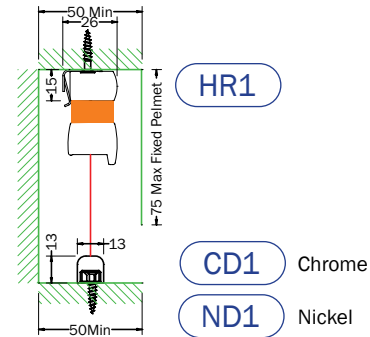
#### Recess Fix



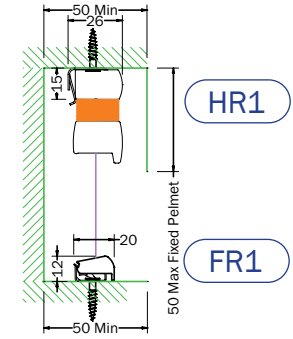
**2 BAR RECESS FIXED**  
BLIND Type:  
AO



**2 BAR FOOTPLATE RECESS FIXED**  
BLIND Types:  
AO-DB, AO-DBE,  
AB, DB, DBE, PB

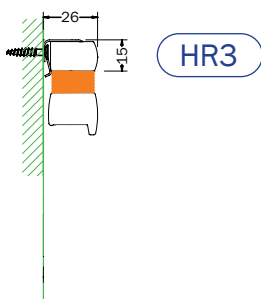


**2 BAR DOME RECESS FIXED**  
BLIND Types:  
AO-DB, AO-DBE,  
AB, DB, DBE, PB

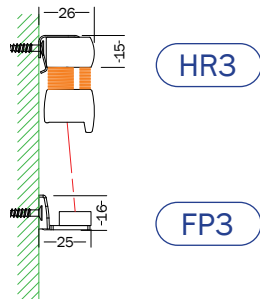


**3 BAR RECESS FIXED**  
BLIND Types:  
AO-DB, AO-DBE,  
AB, DB, DBE, PB

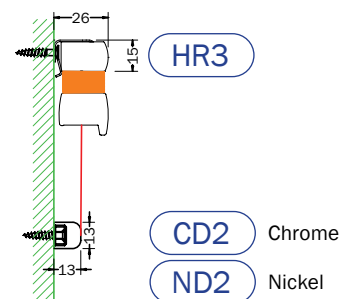
#### Face Fix



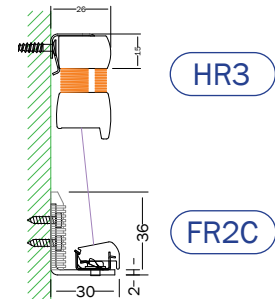
**2 BAR FACE FIXED**  
BLIND Type:  
AO



**2 BAR FOOTPLATE FACE FIXED**  
BLIND Types:  
AO-DB, AO-DBE,  
AB, DB, DBE, PB



**2 BAR CHROME DOME FACE FIXED**  
BLIND Types:  
AO-DB, AO-DBE,  
AB, DB, DBE, PB



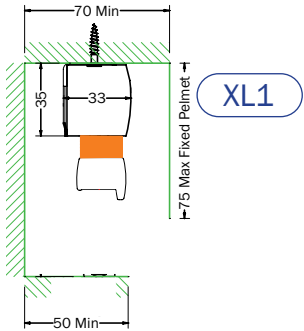
**3 BAR FACE FIXED**  
BLIND Types:  
AO-DB, AO-DBE,  
AB, DB, DBE, PB

# SKYSOL2 Shape 01 - Parallelogram

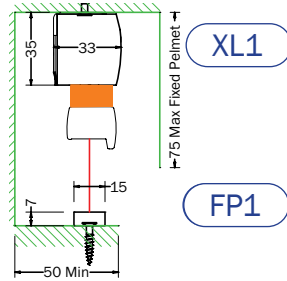
## Order Form and Product Guide

### Powered Fixing Configurations

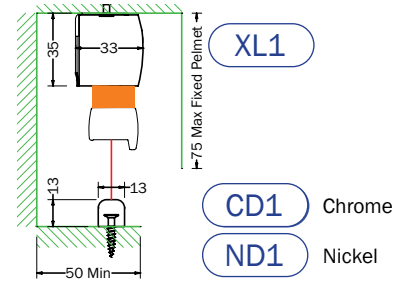
#### Recess Fix



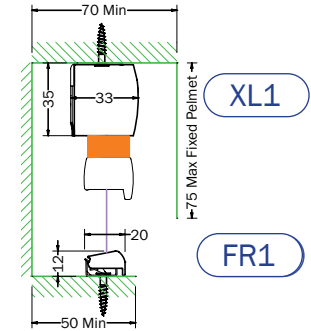
**2 BAR RECESS FIXED**  
BLIND Type:  
A0



**2 BAR FOOTPLATE RECESS FIXED**  
BLIND Types:  
A0-DB, A0-DBE,

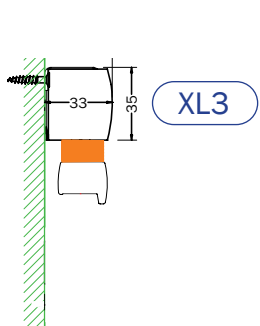


**2 BAR DOME RECESS FIXED**  
BLIND Types:  
A0-DB, A0-DBE,

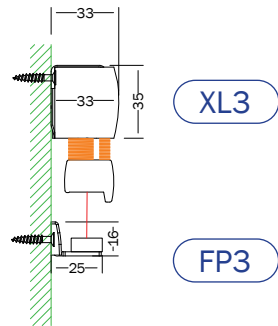


**3 BAR RECESS FIXED**  
BLIND Types:  
A0-DB, A0-DBE,  
AB, DB, DBE, PB

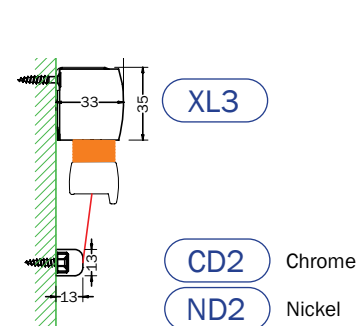
#### Face Fix



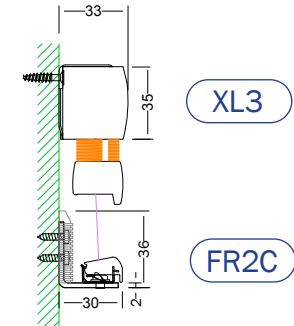
**2 BAR FACE FIXED**  
BLIND Type:  
A0



**2 BAR FOOTPLATE FACE FIXED**  
BLIND Types:  
A0-DB, A0-DBE,



**2 BAR CHROME FACE FIXED**  
BLIND Types:  
A0-DB, A0-DBE,



**3 Bar FACE FIXED**  
BLIND Types:  
A0-DB, A0-DBE,  
AB, DB, DBE, PB