

SKYSOL2 Shape 12 - Scalene Triangle

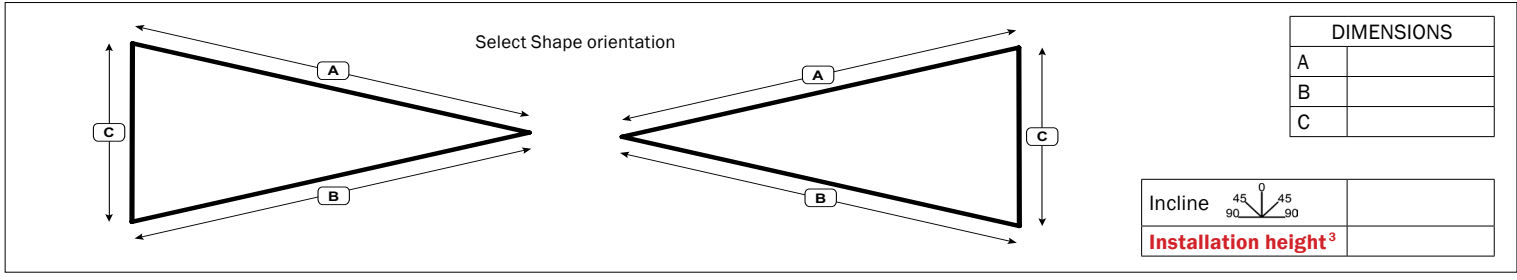
Order Form and Product Guide

Customer _____ Tel _____
 Address _____ Mobile _____
 _____ Email _____

Order _____ Quote _____ Date _____
 Project Name _____
 Project Location _____

Disclaimer: **Are any of the blinds on this order to be installed where children under 42 months old are likely to be allowed?**³ **Yes No Signed _____ Print _____**

1	2	3	4	5	6	7	8	9	10		11		12		13	
Blind No.	Window Location	Fabric	Blind or Recess	Hardware Colour	Blind Type	2 Bar or 3 Bar	3 Bar Cord Quick Tensioners	Stack Position		Fixing position / Reference ²		Manual control options		Powered options		Qty
								Top	Bottom	Top Of Blind	Bottom Of Blind	Pull Cord	Handle Type	Motor options	Controls	
			Blind Recess	Beige White Graphite	AO (0°)	2 Bar only	N/A	Top Stack only		Face fix HR3	FR2C	AO Blind Types only A pull cord will be factory fitted on the vertical edge (Dim 'C'). No other control is available Metal Cord Cleat <i>(With black or white rubber insert)</i> Chrome - Black Chrome - White Nickel - Black Nickel - White	None Webbing ⁴ Plastic Articulating ⁴ Plastic Fixed ⁴ Metal Chrome Metal Nickel Clear (Control Rod) Rod Length _____ Qty _____	Not available on this shape		
					AB(0°- 30°)	3 Bar	Mandatory	Top	Bottom							
						2 Bar	N/A	Top	Bottom							
										Recess fix HR1	FR1					



1. Guide wires run behind fabric.
2. See Manual Fixing Configurations on [page 2](#).
3. Installation height required for cord operated blinds (AO, AODB, AODBE). EN13120 Standards demand the distance from the floor to the bottom of the pull cord(s) shall be at least 1500mm [59 1/16"] and a cord collection device (cleat) is fitted at or above this height. We can only supply blinds meeting these conditions unless the above disclaimer is completed and signed.
4. Colour matched to hardware.

Additional requirements

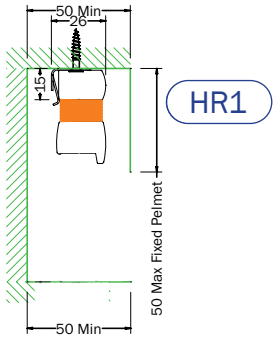


SKYSOL2 Shape 12 - Scalene Triangle

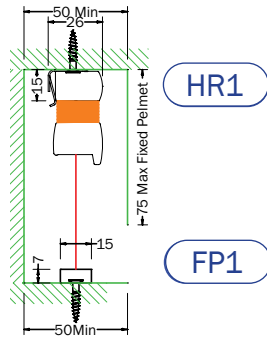
Order Form and Product Guide

Manual Fixing Configurations

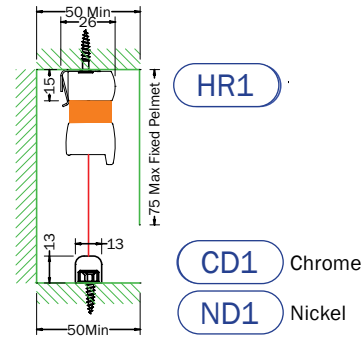
Recess Fix



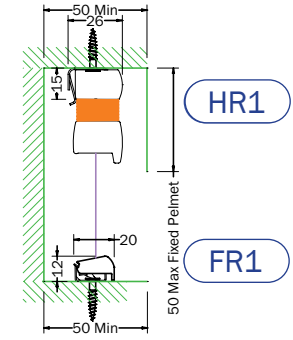
2 BAR RECESS FIXED
BLIND Type:
AO



2 BAR FOOTPLATE RECESS FIXED
BLIND Types:
AO-DB, AO-DBE,
AB, DB, DBE, PB

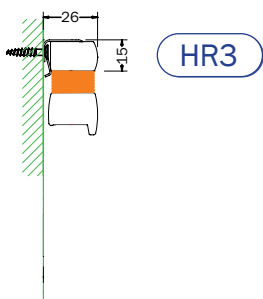


2 BAR DOME RECESS FIXED
BLIND Types:
AO-DB, AO-DBE,
AB, DB, DBE, PB

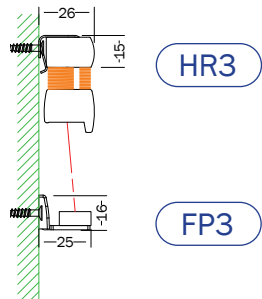


3 BAR RECESS FIXED
BLIND Types:
AO-DB, AO-DBE,
AB, DB, DBE, PB

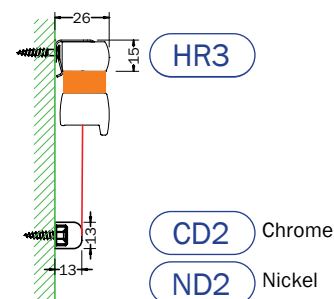
Face Fix



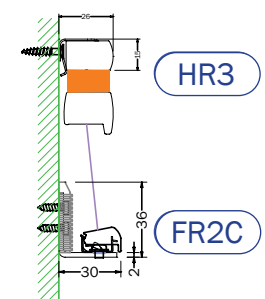
2 BAR FACE FIXED
BLIND Type:
AO



2 BAR FOOTPLATE FACE FIXED
BLIND Types:
AO-DB, AO-DBE,
AB, DB, DBE, PB



2 BAR DOME FACE FIXED
BLIND Types:
AO-DB, AO-DBE,
AB, DB, DBE, PB



3 BAR FACE FIXED
BLIND Types:
AO-DB, AO-DBE,
AB, DB, DBE, PB