

# SKYSOL2 Shape 13 - Right-Angle Triangle

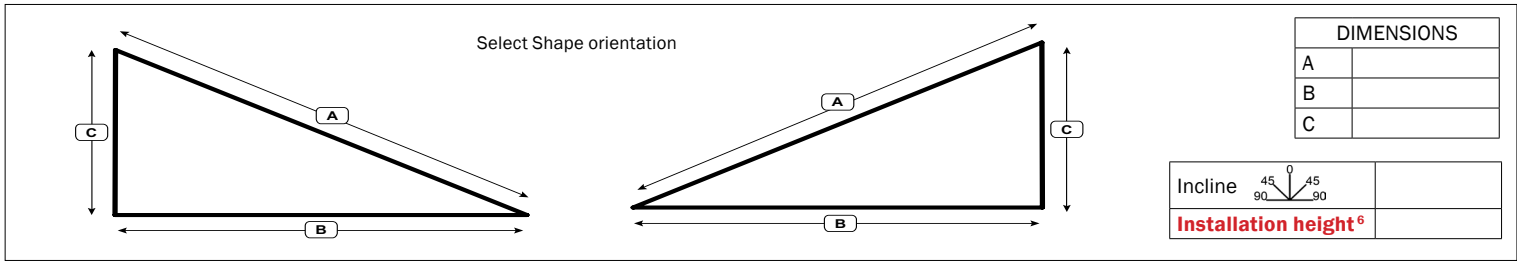
## Order Form and Product Guide

Customer \_\_\_\_\_ Tel \_\_\_\_\_  
 Address \_\_\_\_\_ Mobile \_\_\_\_\_  
 \_\_\_\_\_ Email \_\_\_\_\_

Order \_\_\_\_\_ Quote \_\_\_\_\_ Date \_\_\_\_\_  
 Project Name \_\_\_\_\_  
 Project Location \_\_\_\_\_

Disclaimer: **Are any of the blinds on this order to be installed where children under 42 months old are likely to be allowed** <sup>5</sup> **Yes No Signed** \_\_\_\_\_ **Print** \_\_\_\_\_

1	2	3	4	5	6	7	8	9		10	11		12		
Blind No.	Window Location	Fabric	Blind or Recess	Hardware Colour	Blind Type	3 Bar Cord Quick Tensioners <sup>2</sup>		Stack Position	Fixing position / Reference <sup>3,4</sup>		Manual control options		Powered options		Qty
						Yes	No		Top Of Blind	Bottom Of Blind	Handle Type		Motor options	Controls	
			Blind Recess	Beige White Graphite	AB (0° - 30°)  Enter precise incline in box below	Yes No		<b>AB Blinds</b> Top Bottom	<b>Face fix</b> HR3	FR2C	None Webbing <sup>4</sup> Plastic Articulating <sup>4</sup> Plastic Fixed <sup>4</sup> Metal Chrome Metal Nickel Clear (Control Rod)  Rod Length _____ Qty _____	<b>Not available on this shape</b>			
								<b>Recess fix</b> HR1	FR1						



1. Guide wires run behind fabric.
2. Quick Tensioners are fitted to the guide wires on all 3 bar blinds. Quick Tensioners are optional on cords for easier tensioning.
3. See Manual Fixing Configurations on [page 2](#).
4. Colour matched to hardware.
5. Installation height required for cord operated blinds (AO, AODB, AODBE). EN13120 Standards demand the distance from the floor to the bottom of the pull cord(s) shall be at least 1500mm [59 1/16"] and a cord collection device (cleat) is fitted at or above this height. We can only supply blinds meeting these conditions unless the above disclaimer is completed and signed.

Additional requirements

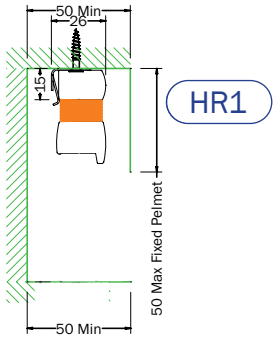


# SKYSOL2 Shape 13 - Right-Angle Triangle

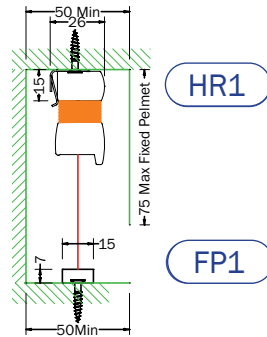
## Order Form and Product Guide

### Manual Fixing Configurations

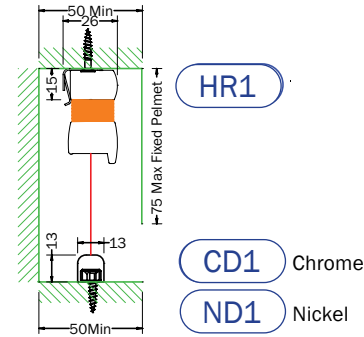
#### Recess Fix



**2 BAR RECESS FIXED**  
BLIND Type:  
AO

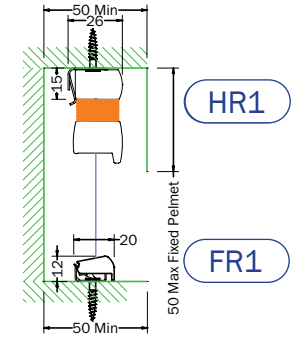


**2 BAR FOOTPLATE RECESS FIXED**  
BLIND Types:  
AO-DB, AO-DBE,  
AB, DB, DBE, PB



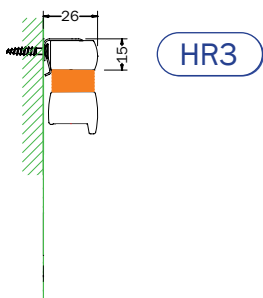
**2 BAR DOME RECESS FIXED**  
BLIND Types:  
AO-DB, AO-DBE,  
AB, DB, DBE, PB

CD1 Chrome  
ND1 Nickel

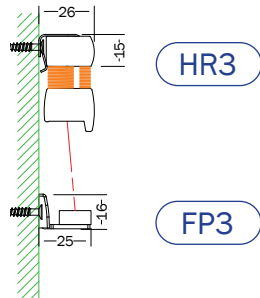


**3 BAR RECESS FIXED**  
BLIND Types:  
AO-DB, AO-DBE,  
AB, DB, DBE, PB

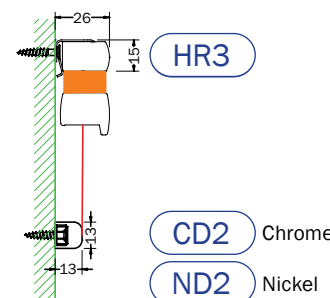
#### Face Fix



**2 BAR FACE FIXED**  
BLIND Type:  
AO

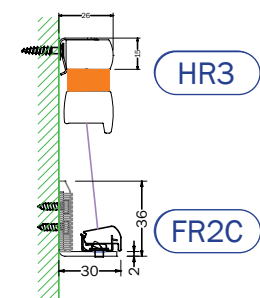


**2 BAR FOOTPLATE FACE FIXED**  
BLIND Types:  
AO-DB, AO-DBE,  
AB, DB, DBE, PB



**2 BAR DOME FACE FIXED**  
BLIND Types:  
AO-DB, AO-DBE,  
AB, DB, DBE, PB

CD2 Chrome  
ND2 Nickel



**3 BAR FACE FIXED**  
BLIND Types:  
AO-DB, AO-DBE,  
AB, DB, DBE, PB