

SKYSOL2 Shape 14 - Rectangle with sloped top

Order Form and Product Guide

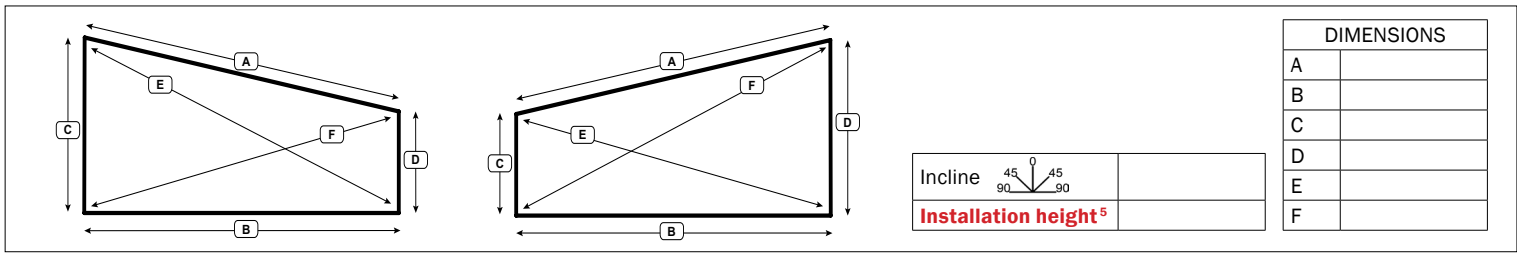
Customer _____
 Address _____

Tel _____
 Mobile _____
 Email _____

Order _____
 Quote _____
 Date _____
 Project Name _____
 Project Location _____

Disclaimer: **Are any of the blinds on this order to be installed where children under 42 months old are likely to be allowed?**⁵ **Yes No Signed** _____ **Print** _____

1	2	3	4	5	6	7	8	9	10		11		12	13
Blind No.	Window Location	Fabric	Blind or Recess	Hardware Colour	Blind Type	2 Bar or 3 Bar	3 Bar Cord Quick Tensioners ²	Stack Position	Fixing position / Reference ^{3,4}		Manual control options		Powered options	Qty
									Top Of Blind	Bottom Of Blind	Pull Cord Position	Handle Type		
			Blind Recess	Beige White Graphite	AO (0°) AO-DB (0°- 20°) ¹ AO-DBE (0°- 20°) AB (0°- 30°) DB (31°- 60°) DBE (21°- 45°) PB (61°- 120°) Enter precise incline in box below	2 Bar 3 Bar	Yes No	Top Bottom	Face fix HR3	FR2C FP3 CD2 ND2	AO Blind Types only If an "AO" type blind is selected, a pull cord will be factory fitted on the longest vertical edge (Dim 'C' or 'D'). No other control is available. Metal Cord Cleat <i>(With black or white rubber insert)</i> Chrome - Black Chrome - White Nickel - Black Nickel - White	AB, DB, DBE & PB Blinds Only None Webbing ⁴ Plastic Articulating ⁴ Plastic Fixed ⁴ Metal Chrome Metal Nickel Clear (Control Rod) Rod Length _____ Qty _____	Not available on this shape	



1. Guide wires run behind fabric.
2. Quick Tensioners are fitted to the guide wires on all 3 bar blinds. Quick Tensioners are optional on cords for easier tensioning.
3. See Manual Fixing Configurations on [page 2](#).
4. Colour matched to hardware.
5. Installation height required for cord operated blinds (AO, AO-DB, AO-DBE). EN13120 Standards demand the distance from the floor to the bottom of the pull cord(s) shall be at least 1500mm [59 1/16"] and a cord collection device (cleat) is fitted at or above this height. We can only supply blinds meeting these conditions unless the above disclaimer is completed and signed.

Additional requirements.

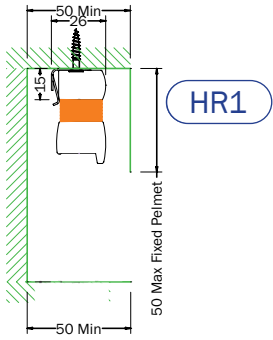


SKYSOL2 Shape 14 - Rectangle with sloped top

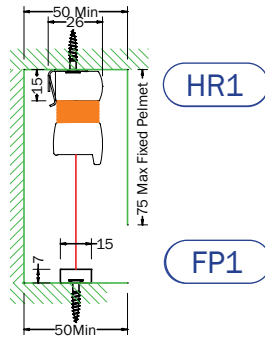
Order Form and Product Guide

Manual Fixing Configurations

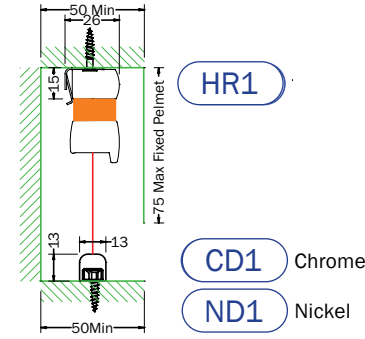
Recess Fix



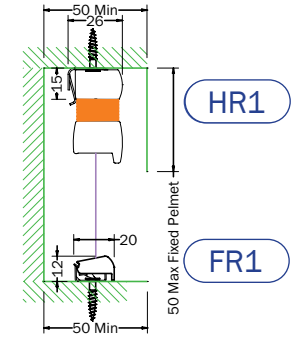
2 BAR RECESS FIXED
BLIND Type:
AO



2 BAR FOOTPLATE RECESS FIXED
BLIND Types:
AO-DB, AO-DBE,
AB, DB, DBE, PB

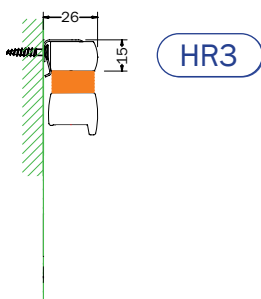


2 BAR DOME RECESS FIXED
BLIND Types:
AO-DB, AO-DBE,
AB, DB, DBE, PB

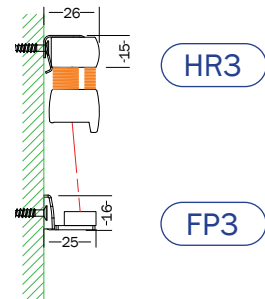


3 BAR RECESS FIXED
BLIND Types:
AO-DB, AO-DBE,
AB, DB, DBE, PB

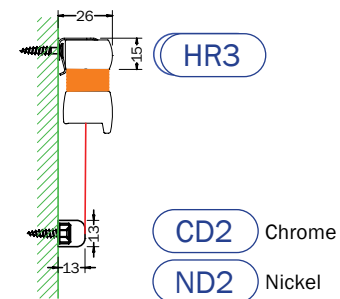
Face Fix



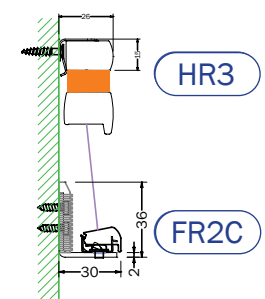
2 BAR FACE FIXED
BLIND Type:
AO



2 BAR FOOTPLATE FACE FIXED
BLIND Types:
AO-DB, AO-DBE,
AB, DB, DBE, PB



2 BAR DOME FACE FIXED
BLIND Types:
AO-DB, AO-DBE,
AB, DB, DBE, PB



3 BAR FACE FIXED
BLIND Types:
AO-DB, AO-DBE,
AB, DB, DBE, PB