

SKYSOL2 Shape 02- Single Sided Shape

Order Form and Product Guide

Customer _____
Address _____

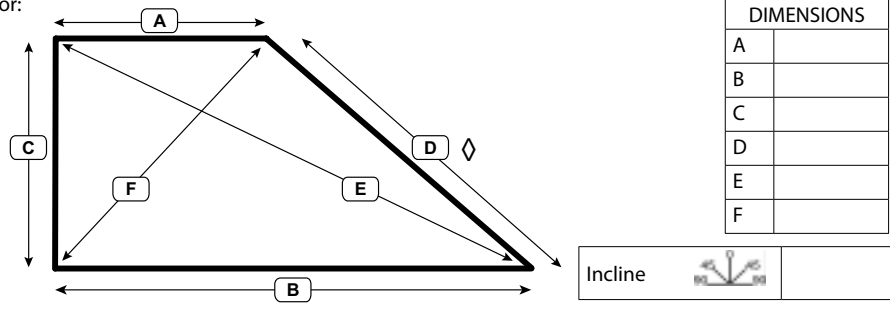
Tel _____
Mobile _____
Email _____

Order _____ Quote _____ Date _____

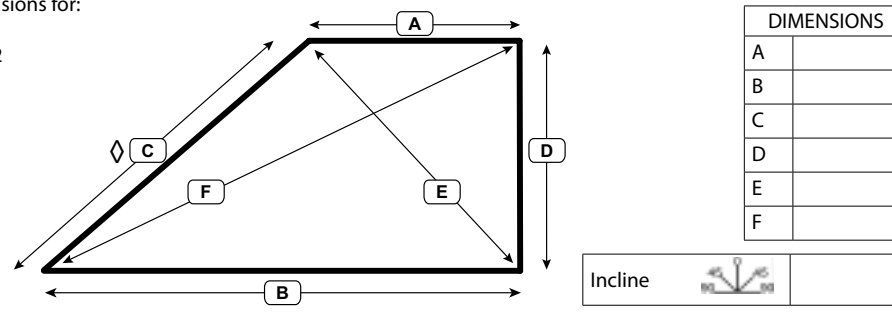
Project Name _____
Project Location _____

1	2	3	4	5	6	7	8	9	10		11		12	13
Blind	Window Location	Fabric	Blind or Recess	Hardware Colour	Blind Type	2 Bar or 3 Bar	3 Bar Cord Quick Tensioners ¹	Stack Position	Fixing position / Reference ^{2,3}		Manual control options		Powered options ⁵	Qty
									Top Of Blind	Bottom Of Blind	Pull Cord Position	Handle Type		
1			Blind Recess	Beige White Graphite	AB (0° - 30°) DB (30° - 60°) PB (60° - 90°)	2 Bar 3 Bar	Yes No Manual Blinds only	Top Bottom	Face fix Manual - HR3 Powered - XL3	FR2 FP3 CD2 ND2	Not Available on this shape	Clear (for control rod) Rod Length (mm) _____ Qty _____ Webbing Articulating Fixed Handle Plastic ³ Metal Nickel Metal Chrome	Motor Position Top Bottom	Motor Wire exit point Left Right Centre Control Switch constant Switch Radio Motor ID _____
									Recess fix Manual - HR1 Powered - XL1	FR1 FP1 CD1 ND1			Motor Position Top Bottom	
2			Blind Recess	Beige White Graphite	AB (0° - 30°) DB (30° - 60°) PB (60° - 90°)	2 Bar 3 Bar	Yes No Manual Blinds only	Top Bottom	Face fix Manual - HR3 Powered - XL3	FR2 FP3 CD2 ND2	Not Available on this shape	Clear (for control rod) Rod Length (mm) _____ Qty _____ Webbing Articulating Fixed Handle Plastic ³ Metal Nickel Metal Chrome	Motor Position Top Bottom	Motor Wire exit point Left Right Centre Control Switch constant Switch Radio Motor ID _____
									Recess fix Manual - HR1 Powered - XL1	FR1 FP1 CD1 ND1			Motor Position Top Bottom	

Dimensions for:
Blind 1
Blind 2



Dimensions for:
Blind 1
Blind 2



- Quick Tensioners are fitted to the guide wires on all 3 bar blinds. Quick Tensioners are optional on cords (for easier tensioning) however there might be some instances where they cannot be fitted, eg space restrictions.
- See Manual Fixing Configurations on [page 2](#) and Powered Fixing Configurations on [page 3](#)
- Colour matched to hardware colour.
- Webbing handles cannot be fitted to Honeycomb blinds.
- Please fill in a Powered Accessories Custom Order Form

	Obtuse Edge Recess Deductions	
	Manual	Powered
Top Stack	20mm [13/16"]	40mm [1 9/16"]
Bottom Stack	5mm [3/16"]	5mm [3/16"]

Additional requirements.

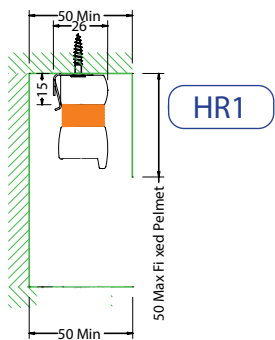


SKYSOL2 Shape 02- Single Sided Shape

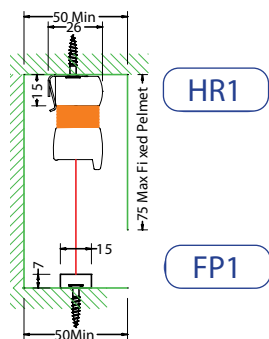
Order Form and Product Guide

Manual Fixing Configurations

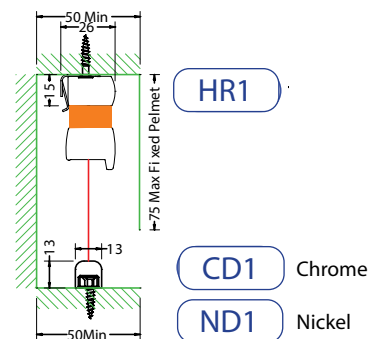
Recess Fix



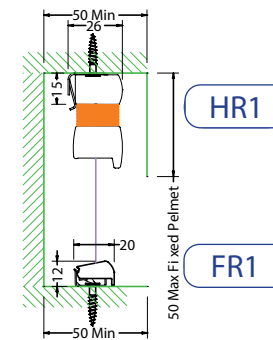
2 BAR RECESS FIXED
BLIND Type:
AO



2 BAR FOOTPLATE RECESS FIXED
BLIND Types:
AO-DB, AO-DBE,
AB, DB, DBE, PB

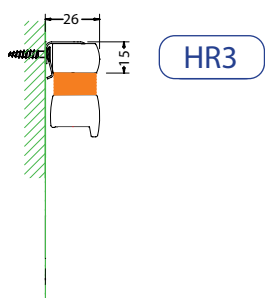


2 BAR CHROME DOME RECESS FIXED
BLIND Types:
AO-DB, AO-DBE,
AB, DB, DBE, PB

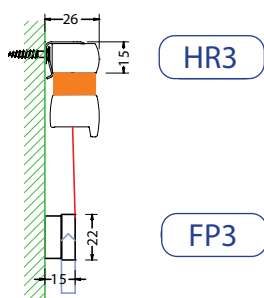


3 BAR RECESS FIXED
BLIND Types:
AO-DB, AO-DBE,
AB, DB, DBE, PB

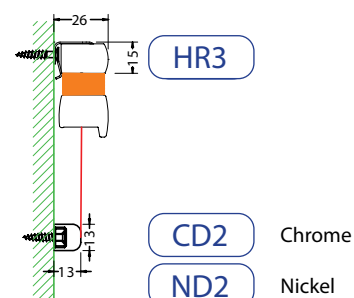
Face Fix



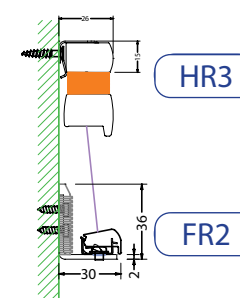
2 BAR FACE FIXED
BLIND Type:
AO



2 BAR FOOTPLATE FACE FIXED
BLIND Types:
AO-DB, AO-DBE,
AB, DB, DBE, PB



2 BAR CHROME DOME FACE FIXED
BLIND Types:
AO-DB, AO-DBE,
AB, DB, DBE, PB



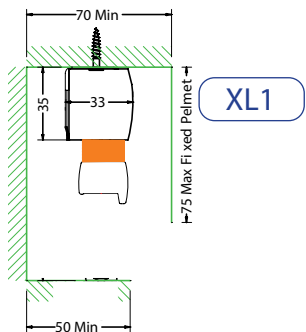
3 BAR FACE FIXED
BLIND Types:
AO-DB, AO-DBE,
AB, DB, DBE, PB

SKYSOL2 Shape 02- Single Sided Shape

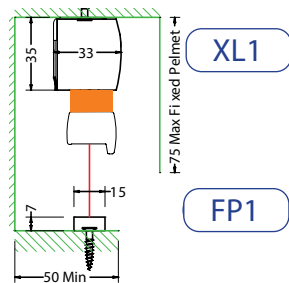
Order Form and Product Guide

Powered Fixing Configurations

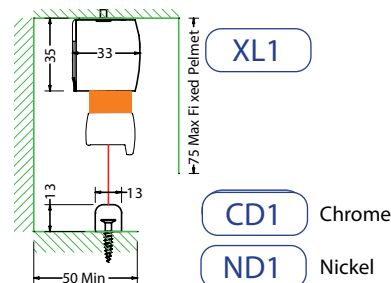
Recess Fix



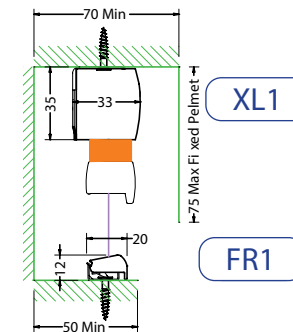
2 BAR RECESS FIXED
BLIND Type:
AO



2 BAR FOOTPLATE
RECESS FIXED
BLIND Types:
AO-DB, AO-DBE,

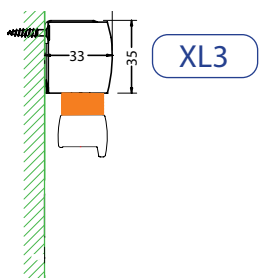


2 BAR CHROME DOME
RECESS FIXED
BLIND Types:
AO-DB, AO-DBE,

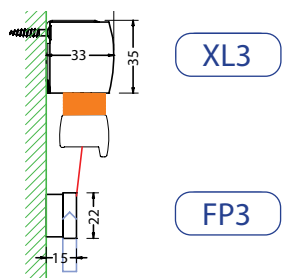


3 BAR RECESS FIXED
BLIND Types:
AO-DB, AO-DBE,
AB, DB, DBE, PB

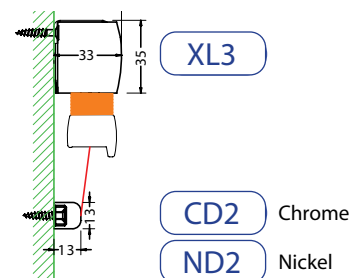
Face Fix



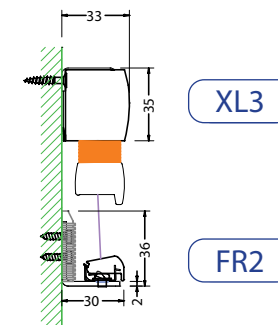
2 BAR FACE FIXED
BLIND Type:
AO



2 BAR FOOTPLATE FACE FIXED
BLIND Types:
AO-DB, AO-DBE,



2 BAR CHROME DOME FACE FIXED
BLIND Types:
AO-DB, AO-DBE,



3 Bar FACE FIXED
BLIND Types:
AO-DB, AO-DBE,
AB, DB, DBE, PB