

SKYSOL2 Classic or Honeycomb Rectangle

Order Form and Product Guide

Customer _____ Tel _____ Order _____ Quote _____ Date _____
 Address _____ Mobile _____ Project Name _____
 _____ Email _____ Project Location _____

Disclaimer: **Are any of the blinds on this order to be installed where children under 42 months old are likely to be allowed?** **Yes** **No** **Signed** _____ **Print** _____

1	2	3	4	5	6	7	8	9	10	11		12		13	14		15
Blind No.	Window Location	Fabric	Blind or Recess	Dims ¹	Hardware Colour	Blind Type	2 Bar or 3 Bar	3 Bar Cord Quick Tensioners ³	Stack Position	Fixing Position / Reference ^{4,5}		Manual control options		Powered options ⁶	Qty		
												Pull Cord Position	Handle Type				
			Blind Recess	Width (X) Drop (Y) Installation height ²	Beige White Graphite	AO (0°) AO-DB(0°- 20°) AO-DBE(0°- 20°) AB (0°- 30°) DB (31°- 60°) DBE (20°- 45°) PB (61°- 120°) Enter precise incline in box below	AO 2 Bar only 2 Bar 3 Bar	Yes No Manual Blinds only	AO Type blinds only Top AB, DB, DBE, PB blinds Top Bottom	Top Of Blind Face Fix Manual - HR3 Powered - XL3 Recess Fix Manual - HR1 Powered - XL1	Bottom of Blind FR2C FP3 CD2 ND2 FR1 FP1 CD1 ND1	AO Blinds Only Left Right Metal Cord Cleat <i>(With black or white rubber insert)</i> Chrome - Black Chrome - White Nickel - Black Nickel - White	AB, DB, DBE, PB blinds only None Webbing ⁵ Plastic Articulating ⁵ Plastic Fixed ⁵ Metal Chrome Metal Nickel Clear (Control Rod) Rod Length _____ Qty _____	Motor Position Top Bottom Motor Wire exit point Left Right Center Controlled By Switch constant Switch Momentary Remote ⁷ Motor ID _____			

- See adjacent table for "Blind size" Maximums & minimums (Recess size (X) = Blind size + 10mm).
- Installation height required for cord operated blinds (AO, AO-DB, AO-DBE). EN13120 Standards demand the distance from the floor to the bottom of the pull cord(s) shall be at least 1500mm [59 1/16"] and a cord collection device (cleat) is fitted at or above this height. We can only supply blinds meeting these conditions unless the above disclaimer is completed and signed.
- Quick Tensioners are fitted to the guide wires on all 3 bar blinds. Quick Tensioners are optional on cords (for easier tensioning) however there might be some instances where they cannot be fitted, eg space restrictions.
- See Manual Fixing Configurations on [page 2](#) and Powered Fixing Configurations on [page 3](#).
- Colour matched to Hardware Colour.
- AO blinds can have top motor only.
- Please fill in a Powered Accessories Custom Order Form.

	Width (X)		Drop (Y)	
	Min	Max	Min	Max
Manual	106mm			
Powered	306mm	3000mm	100mm	3600mm

Additional requirements:

Motor ID	Description	Voltage
25SD1	Atlantic 12S Double End	12 V DC
25SD2	Atlantic 24S Double End	24 V DC
24	Somfy LW25-B83	24 V DC
LV25	Somfy LV25-B64	24 V DC
TM24	Hunter Douglas M35S	24 V DC

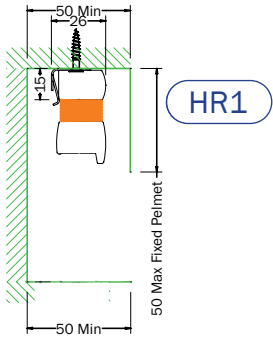


SKYSOL2 Classic or Honeycomb Rectangle

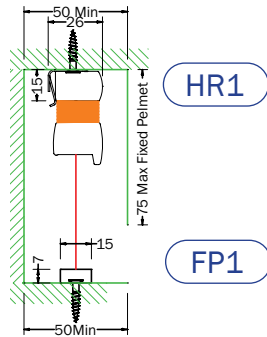
Order Form and Product Guide

Manual Fixing Configurations

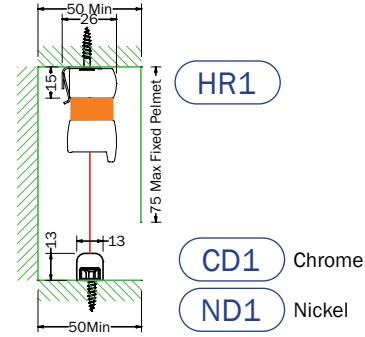
Recess Fix



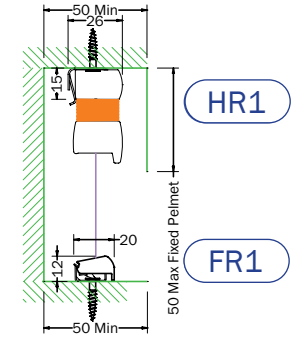
2 BAR RECESS FIXED
BLIND Type:
AO



2 BAR FOOTPLATE RECESS FIXED
BLIND Types:
AO-DB, AO-DBE,
AB, DB, DBE, PB

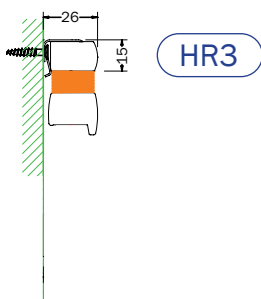


2 BAR DOME RECESS FIXED
BLIND Types:
AO-DB, AO-DBE,
AB, DB, DBE, PB

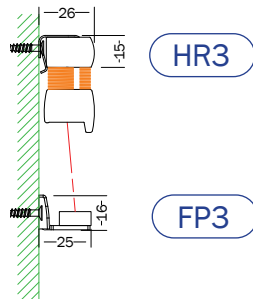


3 BAR RECESS FIXED
BLIND Types:
AO-DB, AO-DBE,
AB, DB, DBE, PB

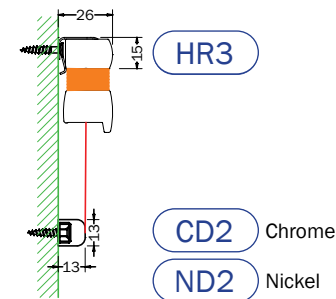
Face Fix



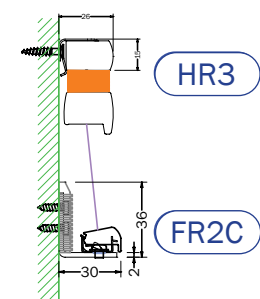
2 BAR FACE FIXED
BLIND Type:
AO



2 BAR FOOTPLATE FACE FIXED
BLIND Types:
AO-DB, AO-DBE,
AB, DB, DBE, PB



2 BAR DOME FACE FIXED
BLIND Types:
AO-DB, AO-DBE,
AB, DB, DBE, PB



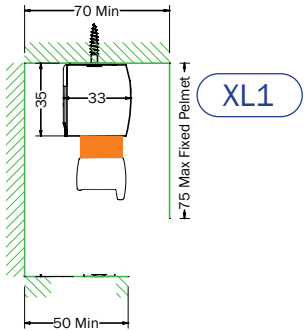
3 BAR FACE FIXED
BLIND Types:
AO-DB, AO-DBE,
AB, DB, DBE, PB

SKYSOL2 Classic or Honeycomb Rectangle

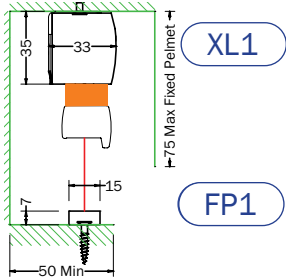
Order Form and Product Guide

Powered Fixing Configurations

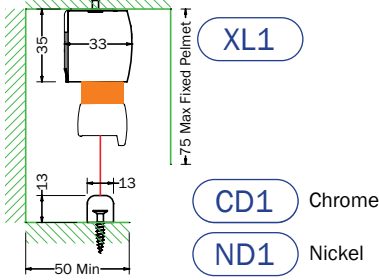
Recess Fix



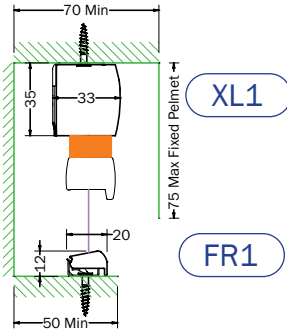
2 BAR RECESS FIXED
BLIND Type:
A0



2 BAR FOOTPLATE RECESS FIXED
BLIND Types:
A0-DB, A0-DBE

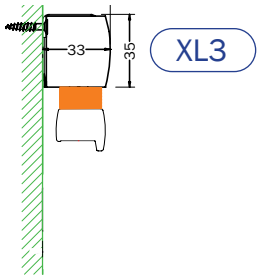


2 BAR DOME RECESS FIXED
BLIND Types:
A0-DB, A0-DBE

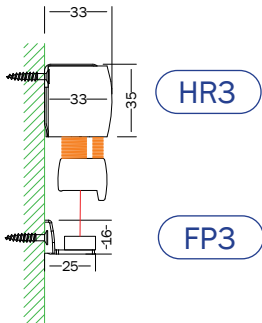


3 BAR RECESS FIXED
BLIND Types:
A0-DB, A0-DBE,
AB, DB, DBE, PB

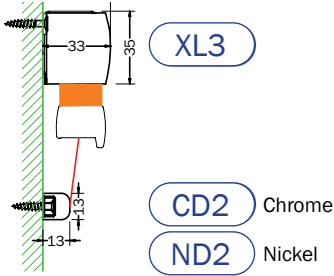
Face Fix



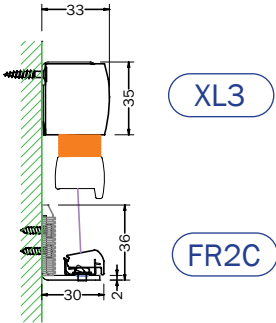
2 BAR FACE FIXED
BLIND Type:
A0



2 BAR FOOTPLATE FACE FIXED
BLIND Types:
A0-DB, A0-DBE



2 BAR DOME FACE FIXED
BLIND Types:
A0-DB, A0-DBE



3 Bar FACE FIXED
BLIND Types:
A0-DB, A0-DBE,
AB, DB, DBE, PB